

EASTSPRING INVESTMENTS ISLAMIC INCOME FUND

INTERIM REPORT

FOR THE SIX MONTHS FINANCIAL PERIOD
ENDED 30 SEPTEMBER 2016



Dear Valued Investor,

Greetings from Eastspring Investments Berhad!

First and foremost, we would like to take this opportunity to thank you for choosing to invest with Eastspring Investments Berhad.

We are pleased to enclose a copy of the Annual/Interim/Quarterly Fund Reports of Eastspring Investments Berhad's fund(s) for the reporting period ended 30 September 2016.

You may also download these reports from our website at www.eastspringinvestments.com.my

Should you require any assistance, please do not hesitate to contact our Client Services at 03-2332 1000.

Yours sincerely,

A handwritten signature in black ink, appearing to read 'Raymond Tang', written in a cursive style.

Raymond Tang Chee Kin

Non-Independent, Executive Director and Chief Executive Officer

TABLE OF CONTENTS

Fund Information	1
Key Performance Data	3
Manager's Report	5
Market Review	9
Rebates and Soft Commissions	10
Statement by the Manager	12
Trustee's Report to the Unit Holders of Eastspring Investments Islamic Income Fund	13
Shariah Adviser's Report to the Unit Holders of Eastspring Investments Islamic Income Fund	14
Unaudited Statement of Comprehensive Income	15
Unaudited Statement of Financial Position	16
Unaudited Statement of Changes in Equity	17
Unaudited Statement of Cash Flows	18
Summary of Significant Accounting Policies	19
Notes to the Unaudited Financial Statements	26
Corporate Directory	43

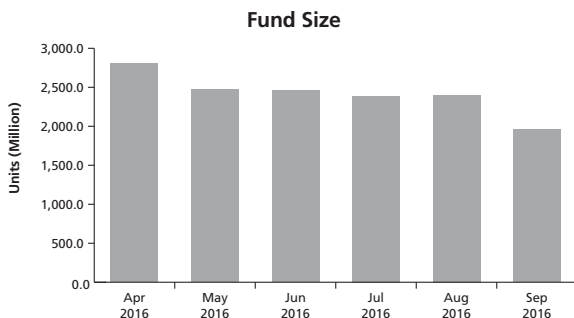
FUND INFORMATION

Name of Fund	Eastspring Investments Islamic Income Fund (the "Fund")
Fund Category/ Type	Islamic money market/income
Fund Objective	<p>The Fund seeks to provide liquidity and a steady income* stream by investing in money market instruments and short-term debentures which are Shariah-compliant.</p> <p>* Income distributed to a Unit Holder will be reinvested into additional Units unless Unit Holder opts for the distribution to be paid out.</p>
Performance Benchmark	<p>Maybank Islamic overnight deposit rate</p> <p>Source: www.maybank2u.com.my</p> <p>Note: The risk profile of the Fund is different from the risk profile of the performance benchmark.</p>
Fund Income Distribution Policy	<p>At least monthly, subject to the availability of income.</p>

FUND INFORMATION (CONTINUED)

Breakdown of Unit Holdings by Size

As at 30 September 2016, the size of Eastspring Investments Islamic Income Fund stood at 1,961.977 million units.



Breakdown of Unit Holdings

Unit Holdings	No. of Unit Holders	%	No of Units* ('000)	%
5,000 units and below	6	4.92	8	-
5,001 to 10,000 units	3	2.46	20	-
10,001 to 50,000 units	11	9.02	281	0.01
50,001 to 500,000 units	19	15.57	2,588	0.13
500,001 units and above	83	68.03	1,959,079	99.86
Total	122	100.00	1,961,976	100.00

* excludes units held by the Manager.

KEY PERFORMANCE DATA

FOR THE FINANCIAL PERIOD ENDED

Category	30.9.2016	30.9.2015	30.9.2014
	(%)	(%)	(%)
Cash and other assets	100.00	100.00	100.00
Total	100.00	100.00	100.00
Net Asset Value (NAV) (RM'000)	1,020,789	1,207,455	531,787
Units In Circulation (Units '000)	1,961,977	2,320,221	1,022,272
Net Asset Value Per Unit (RM)	0.5203	0.5204	0.5202
Highest Net Asset Value Per Unit (RM)#	0.5203	0.5204	0.5202
Lowest Net Asset Value Per Unit (RM)#	0.5196	0.5196	0.5195
Total Return (%)			
Capital Growth	(0.02)	(0.02)	0.02
Income Distribution	1.90	1.86	1.59
Total Return (%)	1.88	1.84	1.61
Gross Distribution Per Unit (RM)	0.0098	0.0096	0.0082
Net Distribution Per Unit (RM)	0.0098	0.0096	0.0082
Management Expense Ratio (MER) (%) [*]	0.16	0.15	0.15
Portfolio Turnover Ratio (PTR) (times) [^]	3.29	3.09	3.83

Figures shown as ex-distribution.

* There were no significant changes to the MER during the period under review.

^ There were no significant changes to the PTR during the period under review.

KEY PERFORMANCE DATA (CONTINUED)

	1 year 1.10.2015 to 30.9.2016	3 years 1.10.2013 to 30.9.2016	5 years 1.10.2011 to 30.9.2016
	(%)	(%)	(%)
Average total return	3.86	3.58	3.37

Year ended	1.4.2015 to 31.3.2016	1.4.2014 to 31.3.2015	1.4.2013 to 31.3.2014	1.4.2012 to 31.3.2013	1.4.2011 to 31.3.2012
	(%)	(%)	(%)	(%)	(%)
Annual total return	3.82	3.48	3.08	3.05	3.01

Source: Lipper for Investment Management, as at 30 September 2016.

Bases of calculation and assumptions made in calculating returns:

$$\text{Percentage growth} = \frac{\text{NAV}_t}{\text{NAV}_0} - 1$$

NAV_t = NAV at the end of the period

NAV_0 = NAV at the beginning of the period

$$\text{Performance annualised} = (1 + \text{Percentage Growth})^{1/n} - 1$$

n = Number of years

Past performance is not necessarily indicative of future performance and unit prices and investment returns may go down, as well as up.

MANAGER'S REPORT

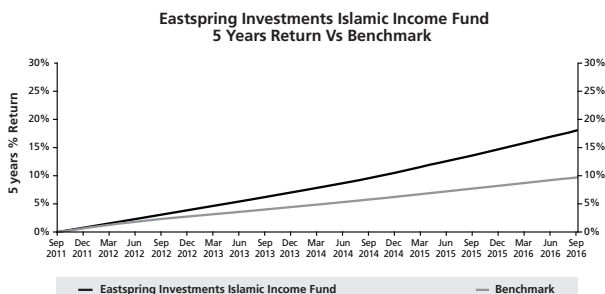
Fund Performance

Over the 5-year period, the Fund recorded a positive return of 18.05%, outperforming its benchmark return of 9.71% by 8.34%.

For the period under review, the Fund registered a positive return of 1.88%, outperforming its benchmark return of 0.91% by 0.97%.

The outperformance of the Fund was contributed by investing in short-term Islamic deposits and Islamic money market placements of diversified maturities while maintaining its liquidity requirements.

The Fund met its investment objective of providing liquidity and a steady income stream by investing in a portfolio of short-term Islamic deposits and Islamic money market placements.



The performance is calculated on NAV-to-NAV basis with gross income or dividend reinvested.

Benchmark: Maybank Islamic overnight deposit rate

Source: Lipper for Investment Management and www.maybank2u.com.my, as at 30 September 2016.

Past performance of the Fund is not necessarily indicative of its future performance.

MANAGER'S REPORT (CONTINUED)

Analysis
of Fund
Performance

For the financial period ended 30 September 2016:

Income Return	Capital Return*	Total Return	Total Return of Benchmark
(%)	(%)	(%)	(%)
1.90	(0.02)	1.88	0.91

* Capital return components (NAV per unit to NAV per unit)

Distribution/
Unit Split

Ex-date	15-Apr-16	16-May-16	15-Jun-16
Distribution Per Unit	(RM)	(RM)	(RM)
Gross	0.0017	0.0016	0.0017
Net	0.0017	0.0016	0.0017

Ex-date	15-Jul-16	15-Aug-16	15-Sep-16
Distribution Per Unit	(RM)	(RM)	(RM)
Gross	0.0016	0.0016	0.0016
Net	0.0016	0.0016	0.0016

MANAGER'S REPORT (CONTINUED)

Distribution/ Unit Split (continued)

Impact on NAV arising from distribution for the financial period ended 30 September 2016.

Ex-date	15-Apr-16	16-May-16	15-Jun-16
	(RM per Unit)	(RM per Unit)	(RM per Unit)
Net Asset Value before distribution	0.5212	0.5212	0.5212
Less: distribution	(0.0017)	(0.0016)	(0.0017)
Net Asset Value after distribution	0.5195	0.5196	0.5195

Ex-date	15-Jul-16	15-Aug-16	15-Sep-16
	(RM per Unit)	(RM per Unit)	(RM per Unit)
Net Asset Value before distribution	0.5211	0.5212	0.5212
Less: distribution	(0.0016)	(0.0016)	(0.0016)
Net Asset Value after distribution	0.5195	0.5196	0.5196

No unit split were declared for the financial period ended 30 September 2016.

Investment Strategy During Period Under Review

While seeking potential reasonable returns, the Fund also aims to ensure liquidity and preservation of capital.


For the period under review, the Fund invested in a portfolio of short-term Islamic money market and Islamic deposits placements with diversified maturities.

MANAGER'S REPORT (CONTINUED)

Asset Allocation

Asset Allocation	30-Sep 2016	31-Mar 2016	Changes
	(%)	(%)	(%)
Cash and other assets	100.00	100.00	0.00

Asset Allocation as at 30 September 2016



Cash and other assets
100%

There were no significant changes in asset allocation of the Fund for the period under review.

State of Affairs of the Fund

There have been neither significant change to the state of affairs of the Fund nor any circumstances that materially affect any interests of the unit holders during the period under review.

MARKET REVIEW

For the period under review, Bank Negara Malaysia (“BNM”) has announced a surprise cut of 25 basis points (“bps”) in its Overnight Policy Rate (“OPR”) to 3.00% in July 2016, after holding it unchanged since July 2014. At the Monetary Policy Committee (“MPC”) meeting on

7 September 2016, BNM maintained the OPR at 3.00%. The Monetary Policy Statement cited that global economy continued to expand moderately. Growth in the advanced economies remained modest. In Asia, domestic demand has continued to support economic activity despite weaker exports. Volatility in the international financial markets has receded but markets remained vulnerable to setbacks and changes in sentiments. The downside risks to global growth remain high arising from uncertainty over the growth momentum and policy shifts in major economies, and unresolved issues post the European Union referendum in the United Kingdom.

For Malaysia, growth moderated slightly in the second quarter, following weaker net exports and a drawdown in stocks. Domestic demand remains the key driver of growth. Private consumption remained to be supported by wage and employment growth, with additional disposable income from announced Government measures. Investment activity continued to be anchored by infrastructure development projects and capital spending in manufacturing and services sectors. Export growth, however, is expected to remain weak. Overall, Malaysian economy is projected to expand within expectations in 2016 and to sustain a steady growth in 2017.

Headline inflation is expected to be at the lower end of the 2% to 3% for 2016 and to remain relatively stable in 2017 given the environment of low global energy and commodity prices, and generally subdued global inflation.

The MPC viewed that at the current level of the OPR, the stance of monetary policy remained accommodative to ensure that the domestic economy continues on a steady growth path amid stable inflation, supported by continued healthy financial intermediation in the economy. The MPC will continue to assess the balance of risks surrounding the outlook for domestic growth and inflation.

Following the 25bps cut in OPR from 3.25% to 3.00% on 13 July 2016, the interbank short-term rates were adjusted downwards by similar magnitude and maintained their tight trading range thereafter amidst ample liquidity in the market. The overnight and 1-week rates fell from 3.20% - 3.25% at the beginning period to 2.93% - 3.03% respectively, while the 1-month rates dropped from 3.36% - 3.37% to 3.12% - 3.14%.

On the other hand, yields on the short-term bills traded higher across all tenures, particularly the 1-month bills due to the weakening in Ringgit for the period under review. Both 1-month and 1-year yields traded higher by 52bps and 9bps to 2.88% and 2.58% respectively.

REBATES AND SOFT COMMISSIONS

During the period under review, the Manager and its delegates (if any) did not receive any soft commissions from stockbrokers.

EASTSPRING INVESTMENTS ISLAMIC INCOME FUND

UNAUDITED FINANCIAL STATEMENTS

FOR THE SIX MONTHS FINANCIAL PERIOD ENDED 30 SEPTEMBER 2016

STATEMENT BY THE MANAGER

We, Tang Chee Kin and Khoo Chuan Keat, being two of the Directors of Eastspring Investments Berhad, do hereby state that, in the opinion of the Manager, the accompanying unaudited financial statements set out on pages 15 to 41 are drawn up in accordance with the provisions of the Deed and give a true and fair view of the financial position of the Fund as at 30 September 2016 and of its financial performance, changes in equity and cash flows for the six months financial period ended on that date in accordance with the Malaysian Financial Reporting Standards and International Financial Reporting Standards.

For and on behalf of the Manager,
EASTSPRING INVESTMENTS BERHAD

TANG CHEE KIN
Executive Director/Chief Executive Officer

KHOO CHUAN KEAT
Director

Kuala Lumpur
Date: 18 November 2016

TRUSTEE'S REPORT TO THE UNIT HOLDERS OF EASTSPRING INVESTMENTS ISLAMIC INCOME FUND

We have acted as Trustee for Eastspring Investments Islamic Income Fund (the "Fund") for the financial period ended 30 September 2016. To the best of our knowledge, for the period under review, Eastspring Investments Berhad (the "Manager") has operated and managed the Fund in accordance with the following:

- a. limitations imposed on the investment powers of the Manager and Trustee under the Deed, the Securities Commission's Guidelines on Unit Trust Funds, the Capital Markets and Services Act 2007 and other applicable laws;
- b. the valuation/pricing for the Fund has been carried out in accordance with the Deed of the Fund and applicable regulatory requirements; and
- c. creation and cancellation of units for the Fund have been carried out in accordance with the Deed of the Fund and applicable regulatory requirements.

We are of the view that the distributions made during this financial period ended 30 September 2016 by the Manager are not inconsistent with the objectives of the Fund.

For Deutsche Trustees Malaysia Berhad

Soon Lai Ching

Senior Manager, Trustee Operations

Maresh Anchan

Head, Trustee Operations

Kuala Lumpur

Date: 18 November 2016

SHARIAH ADVISER'S REPORT TO THE UNIT HOLDERS OF EASTSPRING INVESTMENTS ISLAMIC INCOME FUND

We have acted as the Shariah Adviser of Eastspring Investments Islamic Income Fund. Our responsibility is to ensure that the procedures and processes employed by Eastspring Investments Berhad are in accordance with Shariah principles.

In our opinion, Eastspring Investments Berhad has managed and administered Eastspring Investments Islamic Income Fund in accordance with Shariah principles and complied with applicable guidelines, rulings and decisions issued by the Securities Commission pertaining to Shariah matters for the financial period ended 30 September 2016.

In addition, we also confirm that the investment portfolio of Eastspring Investments Islamic Income Fund comprises securities which have been classified as Shariah-compliant by the Shariah Advisory Council of the Securities Commission ("SACSC"). As for the securities which are not certified by the SACSC, we have reviewed the said securities and opine that these securities are designated as Shariah-compliant.

For and on behalf of the Shariah Adviser

IBFIM

AHMAD ZAKIRULLAH BIN MOHAMED SHAARANI

Shariah Advisor/Designated Person Responsible for Shariah Advisory

Kuala Lumpur

Date: 18 November 2016

UNAUDITED STATEMENT OF COMPREHENSIVE INCOME

FOR THE SIX MONTHS FINANCIAL PERIOD ENDED 30 SEPTEMBER 2016

	Note	6-months financial period ended 30.9.2016	6-months financial period ended 30.9.2015
		RM	RM
INVESTMENT INCOME			
Profit income from Islamic deposits with licensed financial institutions		26,827,408	22,707,164
EXPENSES			
Management fee	3	(1,663,739)	(1,428,579)
Trustee fee	4	(266,198)	(228,573)
Audit fee		(3,510)	(3,449)
Tax agent fee		(1,706)	(1,705)
GST charges		(116,237)	(99,429)
Other expenses		(13,412)	(15,759)
		<u>(2,064,802)</u>	<u>(1,777,494)</u>
PROFIT BEFORE TAXATION		24,762,606	20,929,670
TAXATION	6	-	-
PROFIT AFTER TAXATION AND TOTAL COMPREHENSIVE INCOME		<u>24,762,606</u>	<u>20,929,670</u>
Profit after taxation is made up of the following:			
Realised amount		<u>24,762,606</u>	<u>20,929,670</u>

The accompanying summary of significant accounting policies and notes to the unaudited financial statements form an integral part of these unaudited financial statements.

UNAUDITED STATEMENT OF FINANCIAL POSITION

AS AT 30 SEPTEMBER 2016

	Note	2016	2015
		RM	RM
ASSETS			
Bank balance with a licensed bank		24,421	71,479
Financial assets at fair value through profit or loss	7	1,021,105,157	1,215,568,503
TOTAL ASSETS		<u>1,021,129,578</u>	<u>1,215,639,982</u>
LIABILITIES			
Amount due to Manager		-	7,853,519
Accrued management fee		256,334	252,149
Amount due to Trustee		41,013	40,344
GST charges payable		17,841	17,550
Other payables and accruals		25,841	21,330
TOTAL LIABILITIES		<u>341,029</u>	<u>8,184,892</u>
NET ASSET VALUE OF THE FUND		<u>1,020,788,549</u>	<u>1,207,455,090</u>
EQUITY			
Unit holders' capital		1,019,360,449	1,205,662,985
Retained earnings		1,428,100	1,792,105
NET ASSET ATTRIBUTABLE TO UNIT HOLDERS		<u>1,020,788,549</u>	<u>1,207,455,090</u>
NUMBER OF UNITS IN CIRCULATION	9	<u>1,961,976,681</u>	<u>2,320,220,518</u>
NET ASSET VALUE PER UNIT (EX-DISTRIBUTION) (RM)		<u>0.5203</u>	<u>0.5204</u>

The accompanying summary of significant accounting policies and notes to the unaudited financial statements form an integral part of these unaudited financial statements.

UNAUDITED STATEMENT OF CHANGES IN EQUITY

FOR THE SIX MONTHS FINANCIAL PERIOD ENDED 30 SEPTEMBER 2016

	Note	Unit holders' capital	Retained earnings	Total
		RM	RM	RM
Balance as at 1 April 2016		1,419,502,788	1,776,614	1,421,279,402
Movement in unit holders' contribution:				
Creation of units from applications		731,774,477	-	731,774,477
Creation of units from distributions		24,238,650	-	24,238,650
Cancellation of units		(1,156,155,466)	-	(1,156,155,466)
Distributions				
(Gross/Net: 0.98 sen per unit)	5	-	(25,111,120)	(25,111,120)
Total comprehensive income for the financial period		-	24,762,606	24,762,606
Balance as at 30 September 2016		<u>1,019,360,449</u>	<u>1,428,100</u>	<u>1,020,788,549</u>
Balance as at 1 April 2015		971,692,942	2,052,573	973,745,515
Movement in unit holders' contribution:				
Creation of units from applications		676,732,589	-	676,732,589
Creation of units from distributions		11,564,844	-	11,564,844
Cancellation of units		(454,327,390)	-	(454,327,390)
Distributions				
(Gross/Net: 0.96 sen per unit)	5	-	(21,190,138)	(21,190,138)
Total comprehensive income for the financial period		-	20,929,670	20,929,670
Balance as at 30 September 2015		<u>1,205,662,985</u>	<u>1,792,105</u>	<u>1,207,455,090</u>

The accompanying summary of significant accounting policies and notes to the unaudited financial statements form an integral part of these unaudited financial statements.

UNAUDITED STATEMENT OF CASH FLOWS

FOR THE SIX MONTHS FINANCIAL PERIOD ENDED 30 SEPTEMBER 2016

	6-months financial period ended 30.9.2016	6-months financial period ended 30.9.2015
	RM	RM
CASH FLOWS FROM OPERATING ACTIVITIES		
Proceeds from maturity of Islamic deposits with licensed financial institutions	4,570,416,615	3,408,301,390
Placement of Islamic deposits with licensed financial institutions	(4,169,964,000)	(3,649,873,000)
Profit income received from Islamic deposits with licensed financial institutions	26,827,408	22,707,164
Management fee paid	(1,708,612)	(1,380,401)
Trustee fee paid	(273,378)	(220,863)
Payment for other fees and expenses	(137,949)	(106,677)
Net cash generated from/(used in) operating activities	<u>425,160,084</u>	<u>(220,572,387)</u>
CASH FLOWS FROM FINANCING ACTIVITIES		
Cash proceeds from units created	756,013,127	688,297,432
Payments for cancellation of units	(1,156,155,466)	(446,473,871)
Distribution paid	(25,111,120)	(21,190,138)
Net cash (used in)/ generated from financing activities	<u>(425,253,459)</u>	<u>220,633,423</u>
NET (DECREASE)/INCREASE IN CASH AND CASH EQUIVALENTS	(93,375)	61,036
CASH AND CASH EQUIVALENTS AT THE BEGINNING OF THE FINANCIAL PERIOD	<u>117,796</u>	<u>10,443</u>
CASH AND CASH EQUIVALENTS AT THE END OF THE FINANCIAL PERIOD	<u>24,421</u>	<u>71,479</u>

The accompanying summary of significant accounting policies and notes to the unaudited financial statements form an integral part of these unaudited financial statements.

SUMMARY OF SIGNIFICANT ACCOUNTING POLICIES FOR THE SIX MONTHS FINANCIAL PERIOD ENDED 30 SEPTEMBER 2016

The following accounting policies have been used in dealing with items which are considered material in relation to the financial statements.

A. BASIS OF PREPARATION OF THE FINANCIAL STATEMENTS

The financial statements have been prepared in accordance with the Malaysian Financial Reporting Standards ("MFRS") and International Financial Reporting Standards ("IFRS"), under the historical cost convention as modified by financial assets at fair value through profit or loss.

The preparation of financial statements in conformity with the MFRS and IFRS requires the use of certain critical accounting estimates and assumptions that affect the reported amounts of assets and liabilities and disclosure of contingent assets and liabilities at the date of the financial statements, and the reported amounts of revenues and expenses during the reported financial period. It also requires the Manager to exercise their judgment in the process of applying the Fund's accounting policies. Although these estimates and judgment are based on the Manager's best knowledge of current events and actions, actual results may differ.

The areas involving a higher degree of judgement or complexity, or areas where assumptions and estimates are significant to the financial statements are disclosed in Note J.

The new standards, amendments to published standards and interpretations to existing standards that are applicable to the Fund but not yet effective and have not been early adopted are as follows:

- i. Financial year beginning on/after 1 April 2017
 - Amendments to MFRS 107 "Statement of Cash Flows – Disclosure Initiative" (effective from 1 January 2017) introduce an additional disclosure on changes in liabilities arising from financing activities.

The Fund will apply this standard when effective. This standard is not expected to have a significant impact on the Fund's financial statements.

ii. Financial year beginning on/after 1 April 2018

- MFRS 9 “Financial Instruments” (effective from 1 January 2018) will replace MFRS 139 “Financial Instruments: Recognition and Measurement”.

MFRS 9 retains but simplifies the mixed measurement model in MFRS 139 and establishes three primary measurement categories for financial assets: amortised cost, fair value through profit or loss and fair value through other comprehensive income (“OCI”). The basis of classification depends on the entity’s business model and the contractual cash flow characteristics of the financial asset. Investments in equity instruments¹ are always measured at fair value through profit or loss with an irrevocable option at inception to present changes in fair value in OCI (provided the instrument is not held for trading). A debt instruments² is measured at amortised cost only if the entity is holding it to collect contractual cash flows and the cash flows represent principal and interest³.

For liabilities, the standard retains most of the MFRS 139 requirements. These include amortised cost accounting for most financial liabilities, with bifurcation of embedded derivatives¹. The main change is that, in cases where the fair value option is taken for financial liabilities, the part of a fair value change due to an entity’s own credit risk is recorded in other comprehensive income rather than the income statement, unless this creates an accounting mismatch.

MFRS 9 introduces an expected credit losses model on impairment for all financial assets that replaces the incurred loss impairment model used in MFRS 139. The expected credit losses model is forward-looking and eliminates the need for a trigger event to have occurred before credit losses are recognised.

The Fund will apply this standard when effective. This standard is not expected to have a significant impact on the Fund’s financial statements.

¹ For the purposes of the investments made by the Fund, equity instruments and derivatives refers to Shariah-compliant equity instruments and Shariah-compliant derivatives.

² For the purposes of the investments made by the Fund, debt instruments refers to sukuk.

³ For the purposes of this Fund, interest refers to profits earned from Shariah-compliant investments.

- MFRS 15 “Revenue from contracts with customers” (effective from 1 January 2018) replaces MFRS 118 “Revenue” and MFRS 111 “Construction contracts” and related interpretations. The standard deals with revenue recognition and establishes principles for reporting useful information to users of financial statements about the nature, amount, timing and uncertainty of revenue and cash flows arising from an entity’s contracts with customers.

Revenue is recognised when a customer obtains control of a good or service and thus has the ability to direct the use and obtain the benefits from the good or service. The core principle in MFRS 15 is that an entity recognises revenue to depict the transfer of promised goods or services to the customer in an amount that reflects the consideration to which the entity expects to be entitled in exchange for those goods or services.

The Fund will apply this standard when effective. This standard is not expected to have a significant impact on the Fund’s financial statements.

B. INCOME RECOGNITION

Profit income earned from Islamic deposits with licensed financial institutions is recognised on an accrual basis, using the effective profit method.

C. TAXATION

Current tax expense is determined according to the Malaysian tax laws at the current rate based upon the taxable income earned during the financial period.

D. PRESENTATION AND FUNCTIONAL CURRENCY

Items included in the financial statements of the Fund are measured using the currency of the primary economic environment in which the Fund operates (the “functional currency”). The financial statements are presented in Ringgit Malaysia (“RM”), which is the Fund’s presentation and functional currency.

E. FINANCIAL ASSETS AND FINANCIAL LIABILITIES

i. Classification

Financial assets are designated at fair value through profit or loss when they are managed and their performance evaluated on a fair value basis.

Receivables are non-derivative financial assets with fixed or determinable payments that are not quoted in an active market. The Fund's receivables comprise cash and cash equivalents which are all due within 12 months.

Financial liabilities are classified according to the substance of the contractual arrangements entered into and the definitions of a financial liability.

The Fund's financial liabilities include amount due to Manager, accrued management fee, amount due to Trustee, GST charges payable and other payables and accruals.

ii. Recognition and measurement

Regular purchases and sales of financial assets are recognised on the trade date, the date on which the Fund commits to purchase or sell the asset. Shariah-compliant investments are initially recognised at fair value.

Financial assets are derecognised when the rights to receive cash flows from the Shariah-compliant investments have expired or have been transferred and the Fund has transferred substantially all risks and rewards of ownership.

Financial liabilities, within the scope of MFRS 139, are recognised in the statement of financial position when, and only when, the Fund becomes a party to the contractual provisions of the financial instrument.

Financial liabilities are derecognised when the obligation under the liability is extinguished; i.e. when the obligation specified in the contract is discharged or cancelled or expired.

Islamic deposits with licensed financial institutions are stated at cost plus accrued profit calculated on the effective profit method over the period from the date of placement to the date of maturity of the respective Islamic deposits.

Receivables and other financial liabilities are subsequently carried at amortised cost using the effective profit method.

iii. Impairment for assets carried at amortised costs

For assets carried at amortised cost, the Fund assesses at the end of the reporting period whether there is objective evidence that a financial asset or group of financial assets is impaired. A financial asset or a group of financial assets is impaired and impairment losses are incurred only if there is objective evidence of impairment as a result of one or more events that occurred after the initial recognition of the asset (a 'loss event') and that loss event (or events) has an impact on the estimated future cash flows of the financial asset or group of financial assets that can be reliably estimated.

The amount of the loss is measured as the difference between the asset's carrying amount and the present value of estimated future cash flows (excluding future credit losses that have not been incurred) discounted at the financial asset's original effective profit rate. The asset's carrying amount of the asset is reduced and the amount of the loss is recognised in the statement of comprehensive income. If 'receivables' or a 'held-to-maturity investment' have a variable profit rate, the discount rate for measuring any impairment loss is the current effective profit rate determined under the contract.

As a practical expedient, the Fund may measure impairment on the basis of an instrument's fair value using an observable market price.

If, in a subsequent period, the amount of the impairment loss decreases and the decrease can be related objectively to an event occurring after the impairment was recognised (such as an improvement in the debtor's credit rating), the reversal of the previously recognised impairment loss is recognised in the statement of comprehensive income.

When an asset is uncollectible, it is written off against the related allowance account. Such assets are written off after all the necessary procedures have been completed and the amount of the loss has been determined.

F. CASH AND CASH EQUIVALENTS

For the purpose of the statement of cash flows, cash and cash equivalents comprise bank balance and Islamic deposits with licensed financial institutions that is readily convertible to known amounts of cash and which is subject to an insignificant risk of changes in value.

G. UNIT HOLDERS' CAPITAL

The unit holders' contributions to the Fund meet the criteria to be classified as equity instruments under MFRS 132 "Financial Instruments: Presentation". Those criteria include:

- the units entitle the holder to a proportionate share of the Fund's net assets value;
- the units are the most subordinated class and class features are identical;
- there is no contractual obligations to deliver cash or another financial asset other than the obligation on the Fund to repurchase; and
- the total expected cash flows from the units over its life are based substantially on the profit or loss of the Fund.

The outstanding units are carried at the redemption amount that is payable at each financial year if unit holder exercises the right to put the unit back to the Fund.

Units are created and cancelled at prices based on the Fund's net asset value per unit at the time of creation or cancellation. The Fund's net asset value per unit is calculated by dividing the net assets attributable to unit holders with the total number of outstanding units.

H. DISTRIBUTIONS

A distribution to the Fund's unit holders is accounted for as a deduction from realised reserves. A proposed distribution is recognised as a liability in the period in which it is approved.

I. SEGMENTAL INFORMATION

Operating segments are reported in a manner consistent with the internal reporting used by the chief operating decision-maker. The chief operating decision-maker, who is responsible for allocating resources and assessing performance of the operating segments, has been identified as the Investment Committee of the Fund's Manager that undertakes strategic decisions for the Fund.

J. CRITICAL ACCOUNTING ESTIMATES AND JUDGMENTS IN APPLYING ACCOUNTING POLICIES

The Fund makes estimates and assumptions concerning the future. The resulting accounting estimates will, by definition, rarely equal the related actual results. To enhance the information content of the estimates, certain key variables that are anticipated to have material impact to the Funds' results and financial position are tested for sensitivity to changes in the underlying parameters.

Estimates and judgments are continually evaluated by the Manager and the Trustee and are based on historical experience and other factors, including expectations of future events that are believed to be reasonable under the circumstances.

NOTES TO THE UNAUDITED FINANCIAL STATEMENTS FOR THE SIX MONTHS FINANCIAL PERIOD ENDED 30 SEPTEMBER 2016

1. INFORMATION ON THE FUND

Eastspring Investments Islamic Income Fund (the "Fund") was constituted pursuant to the execution of a Deed dated 10 January 2007 as modified by a Master Supplemental Deed dated 12 July 2007 and the Second Supplemental Master Deed dated 30 November 2009 between HSBC (Malaysia) Trustee Bhd ("HSBC Trustee") and Eastspring Investments Berhad (the "Manager"). The Fund replaced HSBC Trustee with Deutsche Trustees Malaysia Berhad (the "Trustee") effective 1 October 2010. A Supplemental Master Deed ("Deed") was entered into between the Manager and the Trustee on 30 July 2010 to effect the change of trustee from HSBC Trustee to the Trustee followed by a Second Supplemental Master Deed dated 28 January 2011, a Third Supplemental Master Deed dated 9 March 2011, a Fourth Supplemental Master Deed dated 20 January 2012, a Fifth Supplemental Master Deed dated 26 March 2014, a Sixth Supplemental Master Deed dated 2 January 2015 and a Seventh Supplemental Master Deed dated 11 July 2016 (collectively referred to as the "Deed").

The Fund was launched on 8 February 2007 and will continue its operations until terminated by the Trustee and the Manager as provided under Part 12 of the Deed.

The Fund invests in a portfolio of Shariah-compliant money market instruments and short-term sukuk approved by the relevant authorities from time to time. All Shariah-compliant investments will be subjected to the SC Guideline on Unit Trust Funds, the Deed and the objective of the Fund.

The Fund seeks to provide liquidity and a steady income stream by investing in money market instruments and short-term debentures which are Shariah-compliant.

The Manager is a company incorporated in Malaysia, is related to Prudential Plc., a public listed company in the United Kingdom. The principal activity of the Manager is the establishment and management of unit trust funds and fund management services.

2. FINANCIAL RISK MANAGEMENT OBJECTIVES AND POLICIES

The Fund is exposed to a variety of risks, which include market risk (inclusive of exposure to interest rate risk), liquidity risk, credit/default risk, fund management risk, non-compliance risk and capital risk.

Financial risk management is carried out through internal control processes adopted by the Manager and adherence to the investment restrictions as stipulated in the Deed.

	Note	Receivables	Financial assets at fair value through profit or loss	Total
		RM	RM	RM
<u>2016</u>				
Islamic deposits with licensed financial institutions	7	-	1,021,105,157	1,021,105,157
Bank balance with a licensed bank		24,421	-	24,421
		<u>24,421</u>	<u>1,021,105,157</u>	<u>1,021,129,578</u>
<u>2015</u>				
Islamic deposits with licensed financial institutions	7	-	1,215,568,503	1,215,568,503
Bank balance with a licensed bank		71,479	-	71,479
		<u>71,479</u>	<u>1,215,568,503</u>	<u>1,215,639,982</u>

All liabilities are financial liabilities which are carried at amortised cost.

Market risk

i. Exposure to interest rate risk

Cash flow interest rate risks is the risk that the future cash flows of a financial instrument will fluctuate because of changes in market interest rates.

Fair value interest rate risks is the risk that the value of financial instrument will fluctuate due to changes in market interest rates.

The above interest rate is a general economic indicator that will have an impact on the management of the Fund regardless whether it is a Shariah-compliant Unit Trust Fund or otherwise. It does not in any way suggest that the Fund will invest in conventional financial instruments. All the investments are carried out for the Fund are in accordance with Shariah requirements.

The Fund's investments in Islamic deposits with licensed financial institutions are short-term in nature. Therefore, exposure to interest rate fluctuations is minimal.

As at the date of the statement of financial position, all the financial assets and financial liabilities have no exposure to interest rate movement except for Islamic deposits with licensed financial institutions of RM1,021,105,157 (2015: RM1,215,568,503) which have maturities of less than one year.

Liquidity risk

Liquidity risk is the risk that the Fund will encounter difficulty in meeting its financial obligations.

Generally, all investments are subject to a certain degree of liquidity risk depending on the nature of the investment instruments, market, sector and other factors. For the purpose of the Fund, the Fund Manager will attempt to balance the entire portfolio by investing in a mix of assets with satisfactory trading volume and those that occasionally could encounter poor liquidity. This is expected to reduce the risks for the entire portfolio without limiting the Fund's growth potentials.

The Fund maintains sufficient level of Islamic liquid assets, after consultation with the Trustee, to meet anticipated payments and cancellations of units by unit holders. Islamic liquid assets comprise cash, Islamic deposits with licensed financial institutions and other Shariah-compliant instruments which are capable of being converted into cash within 7 days.

The table below summarises the Fund's financial liabilities into relevant maturity groupings based on the remaining period as at the statement of financial position date to the contractual maturity date. The amounts in the table are the contractual undiscounted cash flows.

	Less than 1 month	Between 1 month to 1 year	Total
	RM	RM	RM
<u>2016</u>			
Accrued management fee	256,334	-	256,334
Amount due to Trustee	41,013	-	41,013
GST charges payable	17,841	-	17,841
Other payables and accruals	-	25,841	25,841
Contractual cash outflows	<u>315,188</u>	<u>25,841</u>	<u>341,029</u>
<u>2015</u>			
Amount due to Manager	7,853,519	-	7,853,519
Accrued management fee	252,149	-	252,149
Amount due to Trustee	40,344	-	40,344
GST charges payable	17,550	-	17,550
Other payables and accruals	-	21,330	21,330
Contractual cash outflows	<u>8,163,562</u>	<u>21,330</u>	<u>8,184,892</u>

Credit/default risk

Credit risk refers to the ability of an issuer or a counter party to make timely payments of profit, principals and proceeds from realisation of Shariah-compliant investments. The risk arising from placements of Islamic deposits with licensed financial institutions is managed by ensuring that the Fund will only place Islamic deposits with reputable licensed financial institutions.

The following table sets out the credit risk concentrations and counterparties of the Fund.

	Financial assets at fair value through profit or loss	Cash and cash equivalents	Total
	RM	RM	RM
<u>2016</u>			
Finance			
- AAA	680,142,288	-	680,142,288
- AA1	144,476,460	24,421	144,500,881
- AA2	65,722,876	-	65,722,876
- AA3	130,763,533	-	130,763,533
	<u>1,021,105,157</u>	<u>24,421</u>	<u>1,021,129,578</u>
<u>2015</u>			
Finance			
- AAA	645,127,086	-	645,127,086
- AA1	221,227,178	71,479	221,298,657
- AA2	180,616,719	-	180,616,719
- AA3	56,159,273	-	56,159,273
- NR	112,438,247	-	112,438,247
	<u>1,215,568,503</u>	<u>71,479</u>	<u>1,215,639,982</u>

None of these assets are past due or impaired.

Fund management risk

There is the risk that the management company may not adhere to the investment mandate of the respective Fund. With close monitoring by the investment committee, back office system being incorporated with limits and controls, and regular reporting to the senior management team, the management company is able to manage such risk. The Trustee has an oversight function over management of the Fund by the management company to safeguard the interests of unit holders.

Non-compliance risk

Non-compliance risk arises when the Manager and others associated with the Fund are not compliant to the rules set out in the Fund's constitution or the law that governs the Fund or applicable internal control procedures, or act fraudulently or dishonestly.

The non-compliance may expose the Fund to higher risks which may result in a fall in the value of the Fund which in turn may affect its investment goals. However, the risk can be mitigated by the internal controls and compliance monitoring undertaken by the Manager.

Capital risk

The capital of the Fund is represented by equity consisting of unit holders' capital and retained earnings. The amount of equity can change significantly on a daily basis as the Fund is subject to daily subscriptions and redemptions at the discretion of unit holders. The Fund's objective when managing capital is to safeguard the Fund's ability to continue as a going concern in order to provide returns for unit holders and benefits for other stakeholders and to maintain a strong capital base to support the development of the Shariah-compliant investment activities of the Fund.

Fair value estimation

Fair value is defined as the price that would be received to sell an asset or paid to transfer a liability in an orderly transaction between market participants at the measurement date (i.e. an exit price).

The fair value of financial assets traded in active market (such as trading Shariah-compliant securities) are based on quoted market prices at the close of trading on the period end date. The Fund utilises the last traded market price for financial assets where the last traded price falls within the bid-ask spread. In circumstances where the last traded price is not within the bid-ask spread, the Fund Manager will determine the point within the bid-ask spread that is representative of the fair value.

An active market is a market in which transactions for the asset take place with sufficient frequency and volume to provide pricing information on an ongoing basis.

The fair value of financial assets that are not traded in an active market is determined by using valuation techniques.

Fair value hierarchy

- i. The table below analyses financial instruments carried at fair value by valuation method. The different levels have been defined as follows:
- Level 1: Quoted prices (unadjusted) in active market for identical assets or liabilities.
 - Level 2: Inputs other than quoted prices included within Level 1 that are observable for the asset or liability, either directly (that is, as prices) or indirectly (that is, derived from prices).
 - Level 3: Inputs for the asset and liability that are not based on observable market data (that is, unobservable inputs).

The level in the fair value hierarchy within which the fair value measurement is categorised in its entirety is determined on the basis of the lowest level input that is significant to the fair value measurement in its entirety. For this purpose, the significance of an input is assessed against the fair value measurement in its entirety. If a fair value measurement uses observable inputs that require significant adjustment based on unobservable inputs, that measurement is a Level 3 measurement.

Assessing the significance of a particular input to the fair value measurement in its entirety requires judgment, considering factors specific to the asset or liability.

The determination of what constitutes 'observable' requires significant judgment by the Fund. The Fund considers observable data to be that market data that is readily available, regularly distributed or updated, reliable and verifiable, not proprietary, and provided by independent sources that are actively involved in the relevant market.

The following table analyses within the fair value hierarchy the Fund's financial assets (by class) measured at fair value:

	Level 1	Level 2	Level 3	Total
	RM	RM	RM	RM
<u>2016</u>				
Financial assets at fair value through profit or loss:				
Islamic deposits with licensed financial institutions	-	1,021,105,157	-	1,021,105,157
<u>2015</u>				
Financial assets at fair value through profit or loss:				
Islamic deposits with licensed financial institutions	-	1,215,568,503	-	1,215,568,503

The financial assets are short term financial instruments for which the carrying amount approximates the fair values.

Financial instruments that trade in markets that are considered to be active but not valued based on quoted market prices, dealer quotations or alternative pricing sources supported by observable inputs are classified within Level 2 these include deposits with licensed financial institutions. As Level 2 instruments include positions that are not traded in active markets and/or subject to transfer restrictions, valuations may be adjusted to reflect illiquidity and/or non-transferability, which are generally based on available markets information. The Fund's policies on valuation of these financial assets are stated in Note E to the financial statements.

- ii. The carrying value of cash and cash equivalents and all liabilities are a reasonable approximation of their fair values due to their short term nature.

3. MANAGEMENT FEE

In accordance with the Deed, the Manager is entitled to a management fee at a rate not exceeding 2.50% per annum on the net asset value of the Fund calculated on daily basis.

There will be no further liability to the Manager in respect of the management fee other than the amounts recognised above.

4. TRUSTEE FEE

In accordance with the Deed, the Trustee is entitled to an annual fee, at a rate not exceeding 0.50% per annum on the net asset value of the Fund, subject to a minimum fee of RM18,000 per annum.

There will be no further liability to the Trustee in respect of the trustee fee other than the amounts recognised above.

5. DISTRIBUTIONS

	6-months financial period ended 30.9.2016	6-months financial period ended 30.9.2015
	RM	RM
Distributions to unit holders are from the following sources:		
Profit income earned from Islamic deposits	27,312,218	18,090,607
Distribution equalisation (Memorandum account)	(1,704,240)	4,598,321
Gross realised income	25,607,978	22,688,928
Less: Expenses	(496,858)	(1,498,790)
	<u>25,111,120</u>	<u>21,190,138</u>

During the financial period, distributions were made as follows:

	Gross/net distribution	
	2016	2015
	RM/unit	RM/unit
15 April	0.0017	0.0018
16 May/15 May	0.0016	0.0016
15 June	0.0017	0.0015
15 July	0.0016	0.0016
15 August/17 August	0.0016	0.0017
15 September	0.0016	0.0014
	<u>0.0098</u>	<u>0.0096</u>

Gross distribution is derived using total income less total expenses. Gross distribution per unit is derived from gross realised income less expenses divided by the number of units in circulation, while net distribution for unit is derived from gross realised income less expenses and taxation divided by the number of units in circulation.

Included distributions for the current financial period is an amount of RM484,809 (2015:RM260,468) made from previous year's realised income.

Distribution equalisation represents the average amount of distributable income included in the creation and cancellation prices of units. It is computed as at each date of creation and cancellation of units. For the purpose of determining amount available for distribution, distribution equalisation is included in the computation of realised gains or income available for distribution.

6. TAXATION

	6-months financial period ended 30.9.2016	6-months financial period ended 30.9.2015
	RM	RM
Tax charged for the financial period:		
Current taxation - local	-	-

The numerical reconciliation between profit before taxation multiplied by the Malaysian statutory tax rate of the Fund is as follows:

	6-months financial period ended 30.9.2016	6-months financial period ended 30.9.2015
	RM	RM
Profit before taxation	24,762,606	20,929,670
Tax at Malaysian statutory rate of 24%	5,943,025	5,023,121
Tax effect of:		
Investment income exempt from tax	(6,438,578)	(5,449,719)
Expenses not deductible for tax purposes	67,516	82,912
Restriction on tax deductible expenses for Unit Trust Funds	428,037	343,686
Taxation	-	-

7. FINANCIAL ASSETS AT FAIR VALUE THROUGH PROFIT OR LOSS

	2016	2015
	RM	RM
Designated at fair value through profit or loss:		
Islamic deposits with licensed financial institutions*	1,021,105,157	1,215,568,503

* Includes profit receivable of RM16,995,157 (2015: RM12,508,503)

The effective weighted average rate of return of Islamic deposits with licensed financial institutions per annum as at the date of the statement of financial position are as follows:

	2016	2015
	%	%
Islamic deposits with licensed financial institutions	3.92	4.00

The Islamic deposits have an average maturity of 97 days (2015: 118 days).

The Fund's investments in Islamic deposits with licensed financial institutions are short term in nature. Therefore, the fair value of Islamic deposits with licensed financial institutions is taken to approximate its carrying values.

8. SHARIAH INFORMATION OF THE FUND

The Shariah Adviser confirmed that the investments portfolio of the Fund is Shariah-compliant, which comprises liquid assets in local market, which are placed in Shariah-compliant investments and/or instruments.

9. UNITS IN CIRCULATION

	2016	2015
	No. of units	No. of units
At the beginning of the financial period	2,731,175,638	1,870,899,619
Creation of units during the financial period:		
Arising from applications	1,406,438,953	1,300,610,791
Arising from distributions	46,653,347	22,261,172
Cancellation of units during the financial period	(2,222,291,257)	(873,551,064)
At the end of the financial period	<u>1,961,976,681</u>	<u>2,320,220,518</u>

10. TRANSACTIONS WITH FINANCIAL INSTITUTIONS

Details of transactions with financial institutions are as follows:

Name of financial institutions	Value of trades	Percentage of total trades
	RM	%
<u>2016</u>		
(Transactions were effected with a total of 9 financial institutions only)		
CIMB Islamic Bank Berhad	2,895,854,000	69.45
Bank Islam Malaysia Berhad	376,660,000	9.03
Hong Leong Islamic Bank Berhad	348,250,000	8.35
RHB Islamic Bank Berhad	187,750,000	4.50
Public Islamic Bank Berhad	115,920,000	2.78
Maybank Islamic Berhad	114,440,000	2.75
OCBC Al-Amin Bank Bhd	73,090,000	1.75
Amlslamic Bank Berhad	40,000,000	0.96
Malayan Banking Berhad	18,000,000	0.43
	<u>4,169,964,000</u>	<u>100.00</u>

2015

(Transactions were effected with a total of 9 financial institutions only)

CIMB Islamic Bank Berhad	1,401,043,000	38.39
Bank Islam Malaysia Berhad	989,280,000	27.10
RHB Islamic Bank Berhad	365,120,000	10.00
Hong Leong Islamic Bank Berhad	357,540,000	9.80
Malayan Banking Berhad	191,600,000	5.25
OCBC Al-Amin Bank Bhd	113,370,000	3.11
Maybank Islamic Berhad	111,340,000	3.06
Amlslamic Bank Berhad	71,050,000	1.94
Public Islamic Bank Berhad	49,530,000	1.35
	<u>3,649,873,000</u>	<u>100.00</u>

All financial institutions highlighted above are not related to the Manager.

11. MANAGEMENT EXPENSE RATIO ("MER")

	2016	2015
	%	%
MER	0.16	0.15

MER is derived from the following calculation:

$$\text{MER} = \frac{(A + B + C + D + E)}{F} \times 100$$

A = Management fee

B = Trustee fee

C = Audit fee

D = Tax agent fee

E = Other expenses (including GST charges)

F = Average net asset value of the Fund calculated on a daily basis

The average net asset value of the Fund for the financial period calculated on a daily basis is RM1,327,343,546 (2015: RM1,141,799,283).

12. PORTFOLIO TURNOVER RATIO ("PTR")

	2016	2015
PTR (times)	3.29	3.09

PTR is derived from the following calculation:

$$\frac{(\text{Total acquisitions for the financial period} + \text{total disposals for the financial period}) \div 2}{\text{Average net asset value of the Fund for the financial period calculated on a daily basis}}$$

where:

total acquisitions for the financial period = RM4,169,964,000 (2015: RM3,649,873,000)

total disposals for the financial period = RM4,570,416,615 (2015: RM3,408,301,390)

13. UNITS HELD BY THE MANAGER

The related party of and its relationship with the Fund is as follows:

Related party	Relationship			
Eastspring Investments Berhad	The Manager			
	2016		2015	
	No. of units	RM	No. of units	RM
Eastspring Investments Berhad	1,186	617	1,141	594

The above units were transacted at the prevailing market price.

The units are held legally by the Manager and are within the prescribed limit allowed by Securities Commission's Guidelines on Unit Trust Funds. Other than the above, there were no units held by the Directors or parties related to the Manager.

14. SEGMENTAL INFORMATION

The internal reporting provided to the chief operating decision-maker for the Fund's assets, liabilities and performance is prepared on a consistent basis with the measurement and recognition principles of MFRS and IFRS. The CEO, who is the chief operating decision-maker, is responsible for the performance of the Fund and considers the business to have a single operating segment located in Malaysia. Asset allocation decisions are based on a single, integrated investment strategy and the Fund's performance is evaluated on an overall basis.

The reportable operating segment derives its income by seeking investments to achieve targeted returns consummate with an acceptable level of risk within the portfolio. These return consist of profit income earned from cash and cash equivalents.

There were no changes in the reportable operating segments during the financial period.

15. APPROVAL OF FINANCIAL STATEMENTS

The financial statements have been approved for issue by the Manager on 18 November 2016.

This page is intentionally left blank

CORPORATE DIRECTORY

THE MANAGER

NAME

EASTSPRING INVESTMENTS BERHAD

COMPANY NO.

531241-U

REGISTERED OFFICE

16th Floor, Wisma Sime Darby

Jalan Raja Laut

50350 Kuala Lumpur

BUSINESS OFFICE

Level 12, Menara Prudential

No. 10, Jalan Sultan Ismail

50250 Kuala Lumpur

TELEPHONE NO.

603-2052 3388

FAX NO.

603-2070 6129

EMAIL

cs.my@eastspring.com

WEBSITE

www.eastspringinvestments.com.my

BOARD OF DIRECTORS OF THE MANAGER

Julian Christopher Vivian Pull

(Chairman, non-independent,

non-executive director)

Iskander bin Ismail Mohamed Ali

(Independent, non-executive director)

Khoo Chuan Keat

(Independent, non-executive director)

Michele Mi Kyung Bang

(Non-independent, non-executive director)

Raymond Tang Chee Kin

(Non-independent, executive director)

INVESTMENT COMMITTEE OF THE FUND

Ho Yik

(Independent member)

Robert Yap Yen Choon

(Independent member)

Abdul Khalil bin Abdul Hamid

(Independent member)

Dato' Saiful Bahri bin Zainuddin

(Independent member)

Raymond Tang Chee Kin

(Non-independent member)

AUDIT AND COMPLIANCE

COMMITTEE OF THE MANAGER

Iskander bin Ismail Mohamed Ali

(Independent)

Khoo Chuan Keat

(Independent)

Niall Dermot Grady

(Non-independent)

MANAGER'S DELEGATE - FUND VALUER

NAME

DEUTSCHE BANK (MALAYSIA) BERHAD

COMPANY NO.

312552-W

REGISTERED OFFICE

Level 18, Menara IMC
No. 8, Jalan Sultan Ismail
50250 Kuala Lumpur

BUSINESS OFFICE

Level 18-20, Menara IMC
No. 8, Jalan Sultan Ismail
50250 Kuala Lumpur

TELEPHONE NO.

603-2053 6788

FAX NO.

603-2031 8710

**MANAGER'S DELEGATE -
REGISTRAR AND TRANSFER AGENT**

NAME

KARVY COMPUTERSHARE
(MALAYSIA) SDN BHD

COMPANY NO.

1178655-U

REGISTERED OFFICE

16th Floor, Wisma Sime Darby
Jalan Raja Laut
50350 Kuala Lumpur

BUSINESS OFFICE

Suite 16.1, Level 16, Menara IMC
No. 8, Jalan Sultan Ismail
50250 Kuala Lumpur

TELEPHONE NO.

603-2022 4900

FAX NO.

603-2022 4099

**COMPANY SECRETARY OF
THE MANAGER**

NAME

VIJEY A/L R. MOHANA KRISHNAN
(BCM/143)

ADDRESS

RDL Corporate Services Sdn Bhd
16th Floor, Wisma Sime Darby
Jalan Raja Laut
50350 Kuala Lumpur

TELEPHONE NO.

603-2694 9999

TRUSTEE

NAME

DEUTSCHE TRUSTEES MALAYSIA
BERHAD

COMPANY NO.

763590-H

REGISTERED OFFICE &
BUSINESS OFFICE

Level 20, Menara IMC
No. 8, Jalan Sultan Ismail
50250 Kuala Lumpur

TELEPHONE NO.

603-2053 7522

FAX NO.

603-2053 7526

TRUSTEE'S DELEGATE - CUSTODIAN

NAME

DEUTSCHE BANK (MALAYSIA) BERHAD

COMPANY NO.
312552-W

REGISTERED OFFICE
Level 18, Menara IMC
No. 8, Jalan Sultan Ismail
50250 Kuala Lumpur

BUSINESS OFFICE
Level 18-20, Menara IMC
No. 8, Jalan Sultan Ismail
50250 Kuala Lumpur

TELEPHONE NO.
603-2053 6788

FAX NO.
603-2031 8710

SHARIAH ADVISER

NAME
IBFIM

COMPANY NO.
763075-W

REGISTERED ADDRESS
No. 149A, 149B, 151B
Persiaran Raja Muda Musa
42000 Port Klang
Selangor Darul Ehsan

BUSINESS ADDRESS
3rd Floor, Menara Takaful Malaysia
Jalan Sultan Sulaiman
50000 Kuala Lumpur

TELEPHONE NO.
603-2031 1010

FAX NO.
603-2078 5250

WEBSITE
www.ibfim.com

**TAXATION ADVISER OF
THE FUND**

NAME
PRICEWATERHOUSECOOPERS
TAXATION SERVICES SDN BHD

ADDRESS
Level 10, 1 Sentral
Jalan Rakyat
Kuala Lumpur Sentral
PO Box 10192
50706 Kuala Lumpur

TELEPHONE NO.
603-2173 1188

AUDITORS OF THE MANAGER

NAME
KPMG

ADDRESS
Level 10, KPMG Tower
No. 8, First Avenue
Bandar Utama
47800 Petaling Jaya
Selangor

TELEPHONE NO.
603-7721 3388

**AUDITORS AND REPORTING
ACCOUNTANT OF THE FUND**

NAME

PRICEWATERHOUSECOOPERS

ADDRESS

Level 10, 1 Sentral
Jalan Rakyat
Kuala Lumpur Sentral
PO Box 10192
50706 Kuala Lumpur

TELEPHONE NO.

603-2173 1188

PRINCIPAL BANKERS

NAME

DEUTSCHE BANK (MALAYSIA) BERHAD

ADDRESS

Level 18, Menara IMC
No. 8, Jalan Sultan Ismail
50250 Kuala Lumpur

TELEPHONE NO.

603-2053 6788

NAME

MALAYAN BANKING BERHAD

ADDRESS

No. 100, Jalan Tun Perak
50050 Kuala Lumpur

TELEPHONE NO.

603-2070 8833

NAME

STANDARD CHARTERED BANK
MALAYSIA BERHAD

ADDRESS

Level 16, Menara Standard Chartered
No. 30, Jalan Sultan Ismail
50250 Kuala Lumpur

TELEPHONE NO.

603-2117 7777

NAME

HSBC BANK MALAYSIA BERHAD

ADDRESS

No. 2, Leboh Ampang
50100 Kuala Lumpur

TELEPHONE NO.

603-2075 3000

SOLICITORS

NAME

MESSRS NAQIZ & PARTNERS

ADDRESS

No. 42A, Lorong Dungun
Damansara Heights
50490 Kuala Lumpur

TELEPHONE NO.

603-2081 7888

**FEDERATION OF INVESTMENT
MANAGERS MALAYSIA (FiMM)**

ADDRESS

19-06-1, 6th Floor
Wisma Tune
No. 19, Lorong Dungun
Damansara Heights
50490 Kuala Lumpur

TELEPHONE NO.

603-2093 2600

FAX NO.

603-2093 2700

EMAIL

info@fimm.com.my

WEBSITE

www.fimm.com.my

SALE & PURCHASE OF UNITS
Eastspring Investments Berhad

Level 12, Menara Prudential
No. 10, Jalan Sultan Ismail
50250 Kuala Lumpur

TELEPHONE NO.

603-2332 1000

FAX NO.

603-2052 3366

BRANCHES

Petaling Jaya

Eastspring Investments Berhad
A-17-P1 & M
Block A, Jaya One
72A, Jalan Universiti
46200 Petaling Jaya, Selangor

TELEPHONE NO.

603-7948 1288

Kota Kinabalu

Eastspring Investments Berhad
Suite E3, 9th Floor
CPS Tower, Centre Point Sabah
No. 1, Jalan Centre Point
88000 Kota Kinabalu, Sabah

TELEPHONE NO.

6088-238 613

ENQUIRIES

CLIENT SERVICES

603-2332 1000

This page is intentionally left blank

This page is intentionally left blank

This page is intentionally left blank

Eastspring Investments Berhad (531241-U)
Level 12, Menara Prudential
No. 10, Jalan Sultan Ismail, 50250 Kuala Lumpur
T: (603) 2052 3388 F: (603) 2070 6129
eastspringinvestments.com.my

Client Services
T: (603) 2332 1000 F: (603) 2052 3366
cs.my@eastspring.com