

ALL DATA AS AT 28 FEBRUARY 2017 UNLESS OTHERWISE STATED

### FUND INFORMATION

Launch Date: 23 March 2006

Fund Category/Fund Type:  
Feeder fund (global equity)/growth

Fund Size: RM59,082,047.59

Initial Offer Price: 0.5000

NAV per Unit: RM0.6953

EPF Investment Scheme: Yes (Effective 1 August 2016)

### FEES, CHARGES AND EXPENSES

Annual Management Fee:  
Up to 1.75% of the NAV per annum

Annual Trustee Fee:  
Up to 0.07% of the NAV per annum, subject to a minimum of RM18,000 per annum, and a maximum of RM350,000 per annum (excluding foreign custodian fees and charges)

Sales Charge:  
Up to 5.00% of the NAV per Unit

Redemption charge: Nil

Redemption Payment Period: Ten (10) calendar days

### TRANSACTION DETAILS

Minimum Initial Investment:  
Lump Sum: RM1000\*  
Regular Investment: RM100\*

Minimum Additional Investment:  
Lump Sum & Regular Investment: RM100\*

\* The Manager reserves the right to change the minimum amounts stipulated above from time to time

### DISTRIBUTIONS

Income Distribution Policy: Incidental

Fund NAV:	NAV	Date
52-Week High	0.7048	16-02-2017
52-Week Low	0.5291	12-04-2016

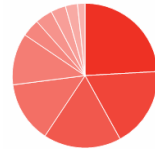
### FUND MANAGER

Fund Manager: Eastspring Investments Berhad

### FUND OBJECTIVE

The Fund seeks to maximise long-term total returns (the combination of income and growth of capital) by investing in the M&G Global Leaders Fund, which in turn invests in a wide range of global equities that are considered to be leading in their field. (If the Manager considers that the M&G Global Leaders Fund is no longer viable, the Manager reserves the right to invest in some other collective investment scheme which the Manager considers is similar to or has the same objective as the M&G Global Leaders Fund).

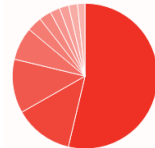
### TARGET FUND ASSET ALLOCATION



1. Information technology	24.10%	6. Consumer staples	3.95%
2. Consumer discretionary	17.90%	7. Energy	3.84%
3. Healthcare	17.30%	8. Materials	3.32%
4. Financials	13.66%	9. Cash and near cash	2.69%
5. Industrials	11.55%	10. Telecommunications	1.68%

\* as percentage of NAV.

### TARGET FUND COUNTRY ALLOCATION



1. US	53.71%	6. Cash and near cash	2.69%
2. Other	13.05%	7. Germany	2.20%
3. Japan	11.99%	8. Canada	2.07%
4. UK	7.31%	9. Switzerland	1.97%
5. Hong Kong	3.32%	10. New Zealand	1.68%

\* as percentage of NAV.

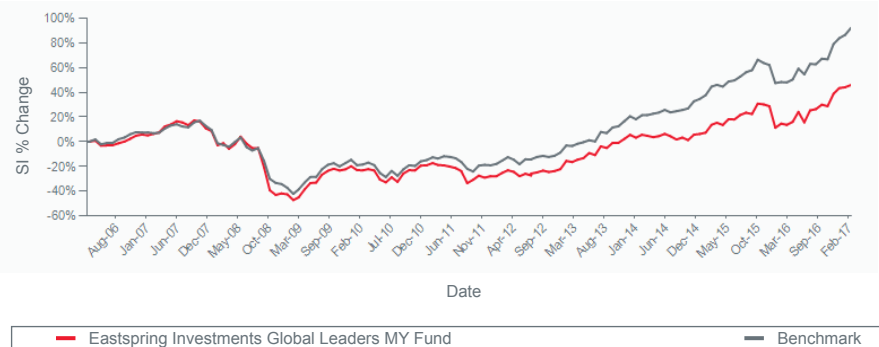
### TARGET FUND TOP HOLDINGS

1. Microsoft	4.65%	4. Xperi	2.66%
2. Amazon	4.24%	5. Medtronic	2.58%
3. Otsuka	2.73%		

\* as percentage of NAV.

### FUND PERFORMANCE

Eastspring Investments Global Leaders MY Fund - Since Inception (SI) Return Vs Benchmark



The performance is calculated on NAV-to-NAV basis with gross income or dividend reinvested

Source: Lipper for Investment Management. Past performance is not necessarily indicative of future performance.

Eastspring Investments Berhad (531241-U)

Level 12, Menara Prudential,  
10, Jalan Sultan Ismail,  
50250 Kuala Lumpur.

Tel: 603 - 2332 1000

Fax: 603 - 2052 3386

E-mail: cs.my@eastspring.com

## PERFORMANCE TABLE

	1 month	6 months	1 year	3 years	5 years	Since Inception
Fund	1.31%	15.54%	27.39%	38.34%	95.58%	46.01%
Benchmark *	3.08%	18.15%	29.71%	58.51%	127.19%	92.39%
Lipper Ranking	17 of 23	5 of 20	4 of 20	3 of 14	2 of 13	n.a.

Lipper Fund Category: Equity Global

\* Morgan Stanley Capital International (MSCI) World Index

Fund performance and Lipper ranking are sourced from Lipper for Investment Management and benchmark is from www.msci.com, 28 February 2017. Performance is calculated on a Net Asset Value ("NAV") to NAV basis with gross income or dividend reinvested. Past performance is not necessarily indicative of future performance.

## LIPPER LEADERS RATING (OVERALL)

Total Return	Consistent Return	Preservation	Lipper Leaders Key
5	5	2	Lowest ① Highest ⑤

The Lipper Leaders Ratings System is a set of tools that guide investors and their advisors to select funds that suit individual investment styles and goals. It uses investors-centred criteria to deliver a simple, clear description of a fund's success in meeting certain goals, such as preserving capital or building wealth through consistent strong returns.

Lipper Leader ratings are derived from highly sophisticated formulas that analyse funds against clearly defined criteria. Each fund is ranked against its peers based on the metric used (such as Total Return or Expense), and then the top 20% of funds in that ranking receive the Lipper Leader designation. Lipper Leaders measures are not predictive of future performance, but they do provide context and perspective for making knowledgeable fund investment decisions.

## FUND MANAGER'S COMMENTARY

The fund outperformed the Morgan Stanley Capital International All Country ("MSCI AC") World Index over the 4Q2016, with relative returns driven mainly by stock selection. Donald Trump's victory in the US presidential election led to expectations that taxes and regulations would be cut, giving the US economy a boost. Investors believe this will also lead to higher inflation and interest rates, which in turn contributed to a major switch out of bonds and into equities, resulting in several major stockmarket indices hitting all-time highs. At a sector level, cyclicals were in favour, particularly financials and oil & gas. Meanwhile, defensive sectors lagged the market. During the quarter, we initiated positions in three companies, including Scout24, a Germany-based provider of digital classified services for the real estate and automotive sectors.

## ANNUAL PERFORMANCE FOR THE CALENDAR YEAR ENDED

Year	2012	2013	2014	2015	2016
Fund (%)	7.97	35.89	0.66	21.24	11.40
Benchmark (%)	12.80	32.32	11.67	20.49	13.40
Date/Distribution (RM)	-	-	-	-	-
Distribution Yield (%)	0.00	0.00	0.00	-	-

Source: Distribution and Distribution Yield are sourced from the fund's Annual Report. Fund and Benchmark for current year are based on Year to Date (YTD) figures which is sourced from Lipper for Investment Management. Past performance is not necessarily indicative of future performance.

## IMPORTANT INFORMATION

Based on the Fund's portfolio returns as at 31 January 2017, the Volatility Factor (VF) for this Fund is 14.1 and is classified as "Very High" (Source: Lipper). "Very High" generally includes funds with VF that are higher than 10.605. The VF means that there is a possibility for the Fund in generating an upside return or downside return around this VF. The Volatility Class (VC) is assigned by Lipper based on quintile ranks of VF for qualified funds. VF is subject to monthly revision and VC will be revised every six (6) months. The VF for the Fund may be higher or lower than the VC, depending on the market conditions. The Fund's portfolio may have changed since this date and there is no guarantee that the Fund will continue to have the same VF or VC in the future. Presently, only funds launched in the market for at least 36 months will display the VF and its VC.

Investors are advised to read and understand the contents of the Eastspring Investments Master Prospectus dated 15 July 2016, the Eastspring Investments First Supplementary Master Prospectus dated 24 November 2016 and the Eastspring Investments Second Supplementary Master Prospectus dated 15 March 2017 (collectively, the "Prospectuses"), as well as the Fund's Product Highlights Sheets ("PHS") before investing. The Prospectuses and PHS are available at offices of Eastspring Investments Berhad or its authorised distributors and investors have the right to request for a copy of the Prospectuses and PHS.

The Prospectuses have been registered with the Securities Commission Malaysia who takes no responsibility for its contents. Units will only be issued upon receipt of the application form accompanying the Prospectuses. Past performance of the Fund is not an indication of the Fund's future performance. Unit prices and distribution payable, if any, may go down as well as up. Where a unit split/distribution is declared, investors are advised that following the issue of additional units/distribution, the Net Asset Value ("NAV") per unit will be reduced from pre-unit split NAV/cum-distribution NAV to post-unit split NAV/ex-distribution NAV.

Where a unit split is declared, investors are advised that the value of their investment in Malaysian Ringgit will remain unchanged after the issue of the additional units. Investments in the Fund are exposed to countries or foreign securities risk and currency risk. Investors are advised to consider these risks and other general risks as elaborated in the Prospectuses as well as fees, charges and expenses involved before investing.

All fees, charges and expenses payable by the unit holder are subject to Goods and Services Tax ("GST") at a rate of 6% or such other prescribed rate as may be imposed from time to time, and incurred by the unit holder directly when purchasing or redeeming units of the Fund and indirectly when investing in the Fund. The fees, charges and expenses disclosed are exclusive of GST or any other taxes or duties that may be imposed by the government or other authorities from time to time.

Eastspring Investments companies (excluding JV companies) are ultimately wholly owned/indirect subsidiaries of Prudential plc of the United Kingdom. Eastspring Investments companies (including JV companies) and Prudential plc are not affiliated in any manner with Prudential Financial, Inc., a company whose principal place of business is in the United States of America.