

ALL DATA AS AT 31 JULY 2017 UNLESS OTHERWISE STATED

FUND INFORMATION

Launch Date: 28 October 2013
 Fund Category/Fund Type:
 Balanced (Shariah)/growth and income
 Fund Size: RM8,397,908.89
 Initial Offer Price: 0.5000
 NAV per Unit: RM0.5849
 EPF Investment Scheme: Nil

FEES, CHARGES AND EXPENSES

Annual Management Fee:
 Up to 1.80% of the NAV per annum
 Annual Trustee Fee:
 Up to 0.08% of the NAV per annum, subject to a minimum of RM18,000 per annum (excluding foreign custodian fees and charges)
 Sales Charge:
 Up to 5.50% of the NAV per Unit
 Redemption charge: Nil
 Redemption Payment Period: Ten (10) calendar days

TRANSACTION DETAILS

Minimum Initial Investment:
 Lump Sum: RM1,000*
 Regular Investment: RM100
 Minimum Additional Investment:
 Lump Sum & Regular Investment: RM100*
 * The Manager reserves the right to change the minimum amounts stipulated above from time to time

DISTRIBUTIONS

Income Distribution Policy:
 At least once a year, subject to the availability of income

Fund NAV:	NAV	Date
52-Week High	0.6041	22-06-2017
52-Week Low	0.5781	23-06-2017

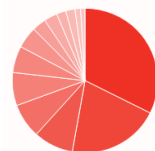
FUND MANAGER

Fund Manager: Eastspring Investments Berhad

FUND OBJECTIVE

The Fund seeks to provide capital appreciation and income by investing in Shariah-compliant securities in the ASEAN markets.

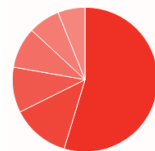
ASSET ALLOCATION



1. Cash & cash equivalents	32.38%	8. Energy	3.11%
2. AA3	20.45%	9. Technology	2.95%
3. Industrials	8.85%	10. Consumer Goods	2.09%
4. AA2 (S)	7.74%	11. Health Care	2.05%
5. Telecommunication	7.39%	12. Financials	1.25%
6. AA2	5.96%	13. Power / Utilities	0.99%
7. Basic Materials	4.79%		

* as percentage of NAV.

COUNTRY ALLOCATION



1. Malaysia	54.66%	4. Cash	9.13%
2. Indonesia	12.96%	5. Singapore	7.02%
3. Philippines	10.17%	6. Thailand	6.06%

* as percentage of NAV.

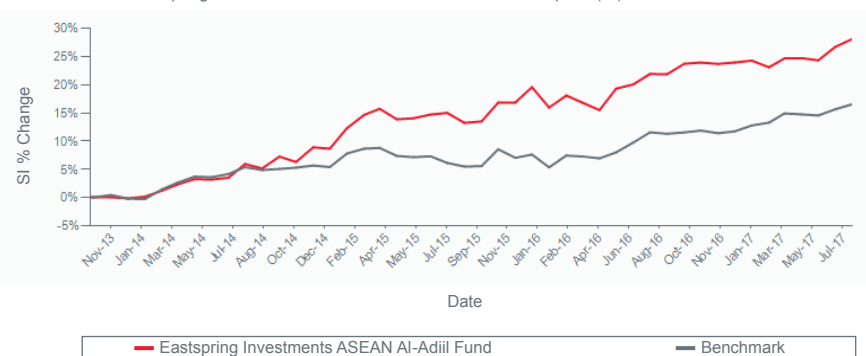
TOP HOLDINGS

Equity Holdings		Bond Holdings	
1. Ayala Land Inc.	5.82%	1. Perbadanan Kemajuan Negeri Selangor	10.74%
2. Perusahaan Perseroan (Persero) PT Telekomunikasi Indonesia Tbk	5.37%	2. Mukah Power Generation Sdn Bhd	7.74%
3. Airports Of Thailand Public Co Ltd	4.04%	3. Tanjung Bin Energy Issuer Berhad	6.06%
4. Singapore Telecommunications Limited	3.65%	4. UMW Holdings Berhad	5.96%
5. D&L Industries Inc.	3.21%	5. BGSM Management Sdn Bhd	3.65%

* as percentage of NAV.

FUND PERFORMANCE

Eastspring Investments ASEAN AI-Adiil Fund - Since Inception (SI) Return Vs Benchmark



The performance is calculated on NAV-to-NAV basis with gross income or dividend reinvested

Source: Lipper for Investment Management. Past performance is not necessarily indicative of future performance.

PERFORMANCE TABLE

	1 month	6 months	1 year	3 years	5 years	Since Inception
Fund	1.07%	3.07%	5.08%	20.94%	n.a.	28.10%
Benchmark *	0.77%	3.34%	4.48%	10.60%	n.a.	16.53%
Lipper Ranking	3 of 4	3 of 4	4 of 4	3 of 4	n.a.	n.a.

Lipper Fund Category: Mixed Asset MYR Bal - Global
The number of funds within the category should be at least five for a meaningful assessment

*50% Dow Jones Islamic Market (DJIM) ASEAN Index + 50% Maybank 12-month General Investment Account (GIA)
Fund performance and Lipper ranking are sourced from Lipper for Investment Management and benchmark is from www.djindexes.com and www.maybank2u.com.my, 31 July 2017.
Performance is calculated on a Net Asset Value ("NAV") to NAV basis with gross income or dividend reinvested. Past performance is not necessarily indicative of future performance.

LIPPER LEADERS RATING (OVERALL)

Total Return	Consistent Return	Preservation	Lipper Leaders Key
④	③	⑤	Lowest ① Highest ⑤

The Lipper Leaders Ratings System is a set of tools that guide investors and their advisors to select funds that suit individual investment styles and goals. It uses investors-centred criteria to deliver a simple, clear description of a fund's success in meeting certain goals, such as preserving capital or building wealth through consistent strong returns.

Lipper Leader ratings are derived from highly sophisticated formulas that analyse funds against clearly defined criteria. Each fund is ranked against its peers based on the metric used (such as Total Return or Expense), and then the top 20% of funds in that ranking receive the Lipper Leader designation. Lipper Leaders measures are not predictive of future performance, but they do provide context and perspective for making knowledgeable fund investment decisions.

FUND MANAGER'S COMMENTARY

Equity:
During the month, the Fund rose by 1.07% and outperformed the Benchmark by 31bps mainly due to positive allocation into equities.

For country performance in local currency terms, Singapore and Philippines were the two best performing markets, with the Straits Times Index and Philippines Composite rising 3.19% and 2.23% respectively. Singapore was led by the outperformance of banks, and industrials whom are involved in the shipping industry. As for Philippines, it was buoyed by the consumer discretionary and real estate sectors. Overall lower than expected inflation, recovery in overseas foreign worker remittances and strong infrastructure spending led to the outperformance.

The worst performing market during the month was Malaysia, the sole market which posted a negative return of 0.21% as foreign inflows stalled and investors took a breather. The only sector which saw positive returns was the consumer discretionary sector. Overall sentiment was poor after Lotte Chemical Titan's weak initial public offering ("IPO") debut.

Fixed Income:
The US Federal Reserve ("Fed") held its key interest rates during the recent Federal Open Market Committee meeting on 25-26 July. The Fed believes that the current stance of monetary policy remains accommodative will continue to further strengthen the labour market conditions.

On the domestic front, Bank Negara Malaysia ("BNM") commented that the domestic economy has performed better than expected in the first quarter of 2017 and expects that the Malaysian economy to register higher growth in 2017. As such, we believe that Bank Negara Malaysia ("BNM") would leave the Overnight Policy Rate ("OPR") rate unchanged at the next Monetary Policy Committee Meeting and that any possibility of a rate change would depend on BNM's future expectation of domestic growth and inflation.

Malaysia's sovereign bond market may experience some volatility as there will be large government bond maturities in the next four months. On the other hand, MYR corporate bond market is expected to see slightly slower supply in the pipeline as investors are taking a "wait and see" approach. We expect demand for corporate bonds to remain strong as investors are in search of yields.

ANNUAL PERFORMANCE FOR THE CALENDAR YEAR ENDED

Year	2014	2015	2016	2017
Fund (%)	8.84	10.05	3.67	-
Benchmark (%)	5.61	2.11	3.82	-
Date/Distribution (RM)	-	-	27 Jun, 0.0264	23 Jun, 0.0269
Distribution Yield (%)	-	-	4.50	4.50

Source: Distribution and Distribution Yield are sourced from the fund's Annual Report. Fund and Benchmark for current year are based on Year to Date (YTD) figures which is sourced from Lipper for Investment Management. Past performance is not necessarily indicative of future performance.

IMPORTANT INFORMATION

Based on the Fund's portfolio returns as at 30 June 2017, the Volatility Factor (VF) for this Fund is 5.2 and is classified as "Low" (Source: Lipper). "Low" generally includes funds with VF that are higher than 1.870 but not more than 6.225. The VF means that there is a possibility for the Fund in generating an upside return or downside return around this VF. The Volatility Class (VC) is assigned by Lipper based on quintile ranks of VF for qualified funds. VF is subject to monthly revision and VC will be revised every six (6) months. The VF for the Fund may be higher or lower than the VC, depending on the market conditions. The Fund's portfolio may have changed since this date and there is no guarantee that the Fund will continue to have the same VF or VC in the future. Presently, only funds launched in the market for at least 36 months will display the VF and its VC.

Investors are advised to read and understand the contents of the Eastspring Investments Master Prospectus dated 15 July 2017 ("MP") and the Fund's Product Highlights Sheets ("PHS") before investing. MP and PHS are available at offices of Eastspring Investments Berhad or its authorised distributors and investors have the right to request for a copy of the MP and PHS.

The MP has been registered with the Securities Commission Malaysia who takes no responsibility for its contents. Units will only be issued upon receipt of the application form accompanying the MP. Past performance of the Fund is not an indication of the Fund's future performance. Unit prices and distribution payable, if any, may go down as well as up. Where a unit split/distribution is declared, investors are advised that following the issue of additional units/distribution, the Net Asset Value ("NAV") per unit will be reduced from pre-unit split NAV/cum-distribution NAV to post-unit split NAV/ex-distribution NAV. Where a unit split is declared, investors are advised that the value of their investment in Malaysian Ringgit will remain unchanged after the issue of the additional units. Investments in the Fund are exposed to security risk, credit or default risk, counterparty risk, interest rate risk, countries or foreign securities risk, currency risk and reclassification of Shariah status risk. Investors are advised to consider these risks and other general risks as elaborated in the MP as well as fees, charges and expenses involved before investing.

All fees, charges and expenses payable by the unit holder are subject to Goods and Services Tax ("GST") at a rate of 6% or such other prescribed rate as may be imposed from time to time, and incurred by the unit holder directly when purchasing or redeeming units of the Fund and indirectly when investing in the Fund. The fees, charges and expenses disclosed are exclusive of GST or any other taxes or duties that may be imposed by the government or other authorities from time to time.

Eastspring Investments companies (excluding JV companies) are ultimately wholly owned/indirect subsidiaries of Prudential plc of the United Kingdom. Eastspring Investments companies (including JV companies) and Prudential plc are not affiliated in any manner with Prudential Financial, Inc., a company whose principal place of business is in the United States of America.