

ASIA PACIFIC EX-JAPAN TARGET RETURN FUND

OCTOBER 2017

ALL DATA AS AT 30 SEPTEMBER 2017 UNLESS OTHERWISE STATED

FUND INFORMATION

Launch Date: 10 October 2014

Fund Category/Fund Type: Equity/growth

Fund Size: RM105,335,444.21

Initial Offer Price: RM0.5000

NAV per Unit: RM0.5687

EPF Investment Scheme: Nil

FEES, CHARGES AND EXPENSES

Annual Management Fee:
Up to 1.80% of the Fund's NAV per annum

Annual Trustee Fee:
Up to 0.08% of the NAV of the Fund per annum subject to a minimum of RM18,000 per annum (excluding foreign custodian fees and charges)

Sales Charge:
Up to 5.50% of the NAV per Unit

Redemption charge: Nil

Redemption Payment Period: Ten (10) calendar days

TRANSACTION DETAILS

Minimum Initial Investment
Lump sum : RM1,000
Regular Investment : RM100

Minimum Additional Investment
Lump sum & Regular Investment : RM100

* The Manager reserves the right to change the minimum amounts stipulated above from time to time

DISTRIBUTIONS

Income Distribution Policy:
Annual, subject to the availability of income

Fund NAV:	NAV	Date
52-Week High	0.5809	21-09-2017
52-Week Low	0.4900	27-12-2016

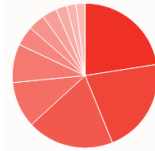
FUND MANAGER

Fund Manager: Eastspring Investments Berhad

FUND OBJECTIVE

The Fund seeks to provide capital appreciation by investing in securities in the Asia Pacific ex -Japan region.

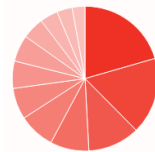
ASSET ALLOCATION



1. Financials	22.51%	7. Materials	3.78%
2. Information Technology	21.35%	8. Utilities	3.23%
3. Consumer Discretionary	19.32%	9. Real estate	2.47%
4. Industrials	10.28%	10. Telecommunication	2.05%
5. Cash & cash equivalents	8.62%	11. Energy	2.03%
6. Health Care	4.36%		

* as percentage of NAV.

COUNTRY ALLOCATION



1. China	20.50%	7. Indonesia	6.10%
2. Hong Kong	17.13%	8. Thailand	5.93%
3. Taiwan	11.53%	9. India	4.87%
4. Cash	8.62%	10. South Korea	3.99%
5. Philippines	8.06%	11. Malaysia	3.41%
6. Singapore	6.99%	12. Australia	2.87%

* as percentage of NAV.

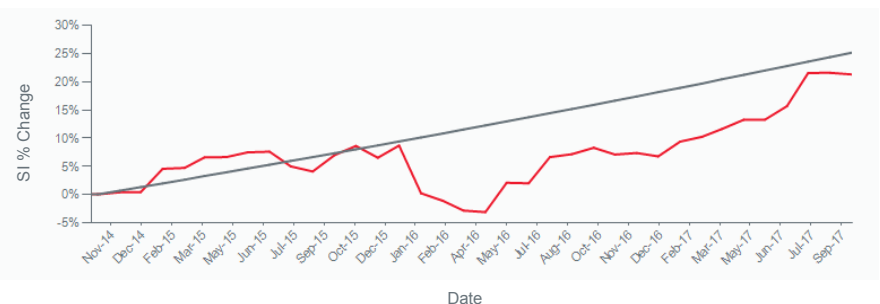
TOP HOLDINGS

1. Taiwan Semiconductor Manufacturing Co., Limited	3.34%	4. Samsung Electronics Co.,Ltd	2.99%
2. Jollibee Foods Corp.	3.11%	5. Sunny Optical Technology (Group) Co Ltd	2.93%
3. AIA Group Limited	3.06%		

* as percentage of NAV.

FUND PERFORMANCE

Eastspring Investments Asia Pacific ex-Japan Target Return Fund - Since Inception (SI) Return Vs Benchmark



— Eastspring Investments Asia Pacific ex-Japan Target Return Fund — Benchmark

The performance is calculated on NAV-to-NAV basis with gross income or dividend reinvested

Source: Lipper for Investment Management. Past performance is not necessarily indicative of future performance.

PERFORMANCE TABLE

	1 month	6 months	1 year	3 years	5 years	Since Inception
Fund	-0.25%	8.68%	12.02%	n.a.	n.a.	21.29%
Benchmark *	0.64%	3.92%	8.00%	n.a.	n.a.	25.17%
Lipper Ranking	3 of 10	2 of 9	4 of 9	n.a.	n.a.	n.a.

Lipper Fund Category: Equity Asia Pacific ex Japan

*The performance benchmark of the Fund is 8% growth of NAV per annum over the medium to long-term. Fund performance and Lipper ranking are sourced from Lipper for Investment Management, 30 September 2017. Performance is calculated on a Net Asset Value ("NAV") to NAV basis with gross income or dividend reinvested. Past performance is not necessarily indicative of future performance.

FUND MANAGER'S COMMENTARY

The Fund registered negative return of -0.25% in September. This is behind the +0.64% target rate of return (8%pa compounded). The negative return can be attributed to the weak regional markets and the stronger Ringgit. The Morgan Stanley Capital International All Country ("MSCI AC") Asia Pacific excluding Japan Index was down -0.03% (in USD) and -1.16% (in MYR). Year-to-date the Fund is up 13.63%, ahead of the 5.94% target rate of return.

ANNUAL PERFORMANCE FOR THE CALENDAR YEAR ENDED

Year	2015	2016
Fund (%)	8.24	-1.78
Benchmark (%)	8.00	8.00
Date/Distribution (RM)	29 Dec, 0.0219	27 Dec, 0.0114
Distribution Yield (%)	4.00	2.20

Source: Distribution and Distribution Yield are sourced from the fund's Annual Report. Fund and Benchmark for current year are based on Year to Date (YTD) figures which is sourced from Lipper for Investment Management. Past performance is not necessarily indicative of future performance.

IMPORTANT INFORMATION

Investors are advised to read and understand the contents of the Eastspring Investments Master Prospectus dated 15 July 2017 ("MP") and the Fund's Product Highlights Sheets ("PHS") before investing. MP and PHS are available at offices of Eastspring Investments Berhad or its authorised distributors and investors have the right to request for a copy of the MP and PHS.

The MP has been registered with the Securities Commission Malaysia who takes no responsibility for its contents. Units will only be issued upon receipt of the application form accompanying the MP. Past performance of the Fund is not an indication of the Fund's future performance. Unit prices and distribution payable, if any, may go down as well as up. Where a unit split/distribution is declared, investors are advised that following the issue of additional units/distribution, the Net Asset Value ("NAV") per unit will be reduced from pre-unit split NAV/cum-distribution NAV to post-unit split NAV/ex-distribution NAV. Where a unit split is declared, investors are advised that the value of their investment in Malaysian Ringgit will remain unchanged after the issue of the additional units. Investments in the Fund are exposed to security risk, countries or foreign securities risk, currency risk and counterparty risk. Investors are advised to consider these risks and other general risks as elaborated in the MP as well as fees, charges and expenses involved before investing.

All fees, charges and expenses payable by the unit holder are subject to Goods and Services Tax ("GST") at a rate of 6% or such other prescribed rate as may be imposed from time to time, and incurred by the unit holder directly when purchasing or redeeming units of the Fund and indirectly when investing in the Fund. The fees, charges and expenses disclosed are exclusive of GST or any other taxes or duties that may be imposed by the government or other authorities from time to time.

Eastspring Investments companies (excluding JV companies) are ultimately wholly owned/indirect subsidiaries of Prudential plc of the United Kingdom. Eastspring Investments companies (including JV companies) and Prudential plc are not affiliated in any manner with Prudential Financial, Inc., a company whose principal place of business is in the United States of America.