


MY FOCUS FUND JULY 2018



ALL DATA AS AT 30 JUNE 2018 UNLESS OTHERWISE STATED



A member of Prudential plc (UK)

FUND INFORMATION

Launch Date: 1 March 2011
Fund Category/Fund Type: Equity/growth
Fund Size: RM216,406,980.66
Initial Offer Price: 0.5000
NAV per Unit: RM1.0402
EPF Investment Scheme: Yes

FEES, CHARGES AND EXPENSES

Annual Management Fee:
Up to 1.50% of the NAV per annum

Annual Trustee Fee:
Up to 0.08% of the NAV per annum subject to a minimum of RM 18,000 per annum

Sales Charge:
Up to 5.00% of the NAV per Unit

Redemption charge: Nil

Redemption Payment Period: Ten (10) calendar days

TRANSACTION DETAILS

Minimum Initial Investment:
Lump Sum: RM1000*
Regular Investment: RM100*

Minimum Additional Investment:
Lump Sum & Regular Investment: RM100*
* The Manager reserves the right to change the minimum amounts stipulated above from time to time

DISTRIBUTIONS

Income Distribution Policy: Incidental

Fund NAV:	NAV	Date
52-Week High	1.1079	29-01-2018
52-Week Low	1.0290	27-06-2018

FUND MANAGER

Fund Manager: Eastspring Investments Berhad

AWARDS / RATINGS

The Edge-Thomson Reuters Lipper Malaysia Fund Awards 2018
Best Equity Malaysia - Malaysia Pension, 5 years

Eastspring Investments Berhad (531241-U)

Level 12, Menara Prudential,
10, Jalan Sultan Ismail,
50250 Kuala Lumpur.

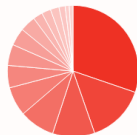
Tel: 603 - 2332 1000
Fax: 603 - 2052 3386

E-mail: cs.my@eastspring.com

FUND OBJECTIVE

The Fund seeks to provide investors with capital appreciation in the medium to long-term with an opportunity for income, if any.

ASSET ALLOCATION



1. Banking & Finance	30.24%	9. Property	3.90%
2. Gaming	14.43%	10. Telecommunication	2.35%
3. Cash & cash equivalents	10.38%	11. Conglomerate	2.24%
4. Power / Utilities	8.69%	12. Health Care	2.13%
5. Oil and Gas	7.17%	13. Media	1.54%
6. Construction	5.50%	14. Building Materials	0.99%
7. Transportation	5.19%	15. Manufacturing	0.94%
8. Consumer	4.31%		

* as percentage of NAV.

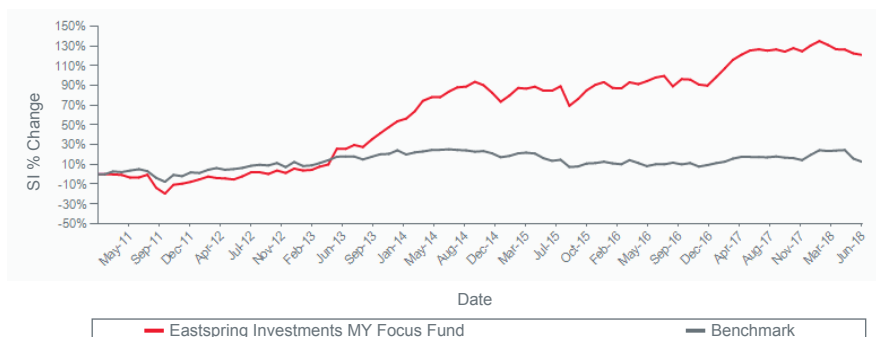
TOP HOLDINGS

1. Genting Berhad.	8.96%	4. CIMB Group Holdings Berhad	8.51%
2. Tenaga Nasional Berhad	8.69%	5. Bursa Malaysia Berhad	6.04%
3. Malayan Banking Berhad	8.61%		

* as percentage of NAV.

FUND PERFORMANCE

Eastspring Investments MY Focus Fund - Since Inception (SI) Return Vs Benchmark



The performance is calculated on NAV-to-NAV basis with gross income or dividend reinvested

Source: Lipper for Investment Management. Past performance is not necessarily indicative of future performance.

PERFORMANCE TABLE

	1 month	6 months	1 year	3 years	5 years	Since Inception
Fund	-0.70%	-4.11%	-2.49%	19.60%	75.87%	121.06%
Benchmark *	-2.82%	-5.86%	-4.09%	-0.89%	-4.63%	12.60%
Lipper Ranking	20 of 57	14 of 56	25 of 56	9 of 53	1 of 53	n.a.

Lipper Fund Category: Equity Malaysia

*Financial Times Stock Exchange Bursa Malaysia Kuala Lumpur Composite Index (FBMKLCI)
Fund performance and Lipper ranking are sourced from Lipper for Investment Management and the benchmark is from www.bursamalaysia.com, 30 June 2018. Performance is calculated on a Net Asset Value ("NAV") to NAV basis with gross income or dividend reinvested. Past performance is not necessarily indicative of future performance.

LIPPER LEADERS RATING (OVERALL)

Total Return	Consistent Return	Preservation	Lipper Leaders Key
5	5	3	Lowest ① Highest ⑤

The Lipper Leaders Ratings System is a set of tools that guide investors and their advisors to select funds that suit individual investment styles and goals. It uses investors-centred criteria to deliver a simple, clear description of a fund's success in meeting certain goals, such as preserving capital or building wealth through consistent strong returns.

Lipper Leader ratings are derived from highly sophisticated formulas that analyse funds against clearly defined criteria. Each fund is ranked against its peers based on the metric used (such as Total Return or Expense), and then the top 20% of funds in that ranking receive the Lipper Leader designation. Lipper Leaders measures are not predictive of future performance, but they do provide context and perspective for making knowledgeable fund investment decisions.

FUND MANAGER'S COMMENTARY

June started off relatively well for Malaysian equities but corrected as investors priced in policy risk, compounded by the ongoing trade tensions between the US and China. Emerging Markets Asia performed poorly during the month as investors became more risk off faced with trade war concerns, hawkish US Fed statements, and weaker China economic data together with a weakening Yuan. Malaysia experienced significant net selling of RM4.9bn, bringing 6M2018 foreign net selling to RM6.8bn. The ringgit depreciated 1.3% mom, however, so has other emerging market currencies. During the month, the new Pakatan Harapan government announced the remaining cabinet line-up, a new Attorney General, and appointed a new BNM Governor. 1 June 2018 was when GST was set at zero, with the Sales and services tax prepared to roll out on 1 September. The KLCI closed the month at 1691.5 points, down 2.8% mom. The worst performing sectors were Finance (-3.89%) and Plantation (-3.06%). The best performing sectors were Construction (+2.60%) and Industrial Production (+0.98%). Average value traded on Bursa in June was RM2636m from RM3,350m, a decrease of 21% compared to May.

ANNUAL PERFORMANCE FOR THE CALENDAR YEAR ENDED

Year	2013	2014	2015	2016	2017
Fund (%)	45.36	12.89	11.50	-1.86	21.40
Benchmark (%)	10.54	-5.66	-3.90	-3.00	9.45
Date/Distribution (RM)	-	29 Jan, 0.0461	-	-	-
Distribution Yield (%)	0.00	6.28	-	-	-

Source: Distribution and Distribution Yield are sourced from the fund's Annual Report. Fund and Benchmark for current year are based on Year to Date (YTD) figures which is sourced from Lipper for Investment Management. Past performance is not necessarily indicative of future performance.

IMPORTANT INFORMATION

Based on the Fund's portfolio returns as at 31 May 2018, the Volatility Factor (VF) for this Fund is 10.6 and is classified as "Very High" (Source: Lipper). "Very High" generally includes funds with VF that are higher than 10.615. The VF means that there is a possibility for the Fund in generating an upside return or downside return around this VF. The Volatility Class (VC) is assigned by Lipper based on quintile ranks of VF for qualified funds. VF is subject to monthly revision and VC will be revised every six (6) months. The VF for the Fund may be higher or lower than the VC, depending on the market conditions. The Fund's portfolio may have changed since this date and there is no guarantee that the Fund will continue to have the same VF or VC in the future. Presently, only funds launched in the market for at least 36 months will display the VF and its VC.

Investors are advised to read and understand the contents of the Eastspring Investments Master Prospectus dated 15 July 2017, the Eastspring Investments First Supplementary Master Prospectus dated 2 February 2018 (collectively, the "Prospectuses"), as well as the Fund's Product Highlights Sheet ("PHS") before investing. The Prospectuses and PHS are available at offices of Eastspring Investments Berhad or its authorised distributors and investors have the right to request for a copy of the Prospectuses and PHS.

The Prospectuses have been registered with the Securities Commission Malaysia who takes no responsibility for its contents. Units will only be issued upon receipt of the application form accompanying the Prospectuses. Past performance of the Fund is not an indication of the Fund's future performance. Unit prices and distribution payable, if any, may go down as well as up. Where a unit split/distribution is declared, investors are advised that following the issue of additional units/distribution, the Net Asset Value ("NAV") per unit will be reduced from pre-unit split NAV/cum-distribution NAV to post-unit split NAV/ex-distribution NAV. Where a unit split is declared, investors are advised that the value of their investment in Malaysian Ringgit will remain unchanged after the issue of the additional units. Investments in the Fund are exposed to security risk, concentration risk, credit or default risk and interest rate risk. Investors are advised to consider these risks and other general risks as elaborated in the Prospectuses as well as fees, charges and expenses involved before investing.

All fees, charges and expenses payable by the unit holder are subject to Goods and Services Tax ("GST") at a rate of 0% or such other prescribed rate as may be imposed from time to time, and incurred by the unit holder directly when purchasing or redeeming units of the Fund and indirectly when investing in the Fund. The fees, charges and expenses disclosed are exclusive of GST or any other taxes or duties that may be imposed by the government or other authorities from time to time.

Eastspring Investments companies (excluding JV companies) are ultimately wholly owned/indirect subsidiaries of Prudential plc of the United Kingdom. Eastspring Investments companies (including JV companies) and Prudential plc are not affiliated in any manner with Prudential Financial, Inc., a company whose principal place of business is in the United States of America.